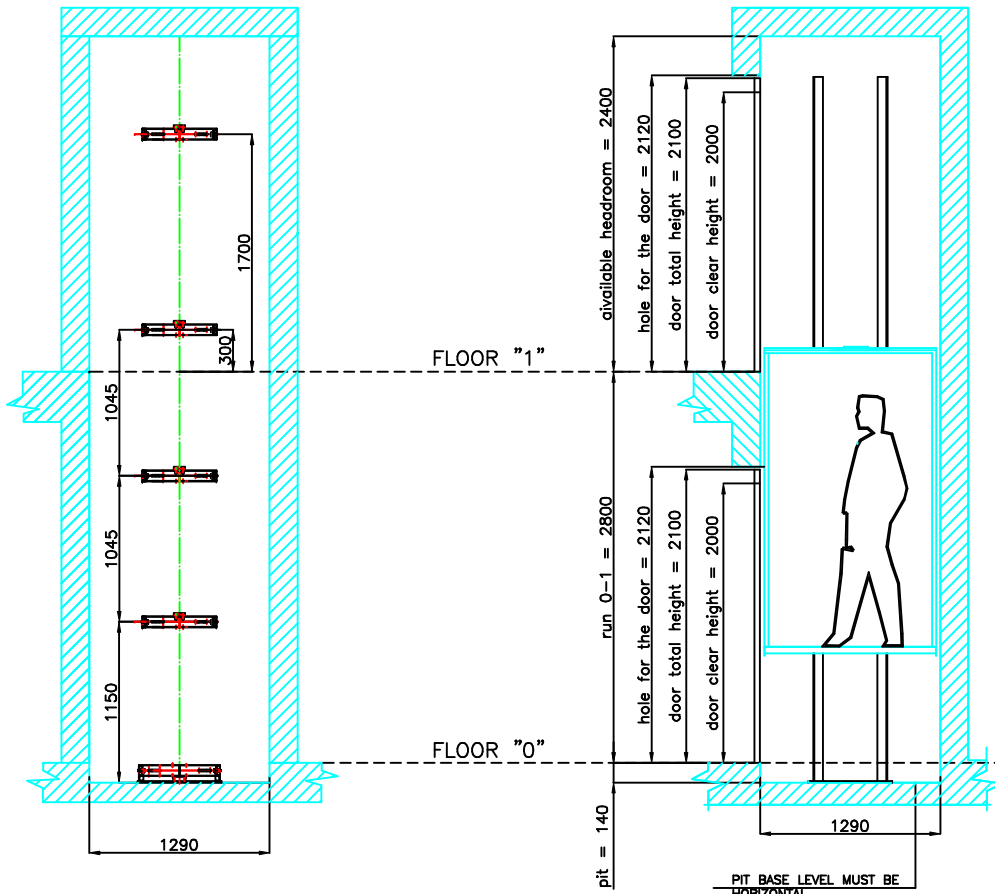
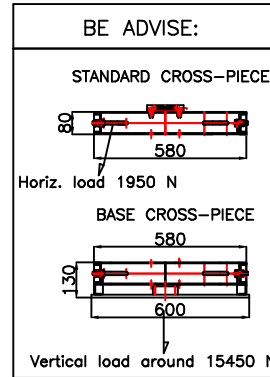


SECTION "B-B"

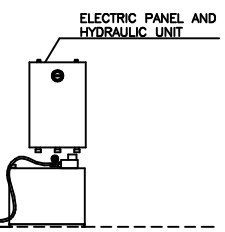


SECTION "A-A"
rail fixing: plugs



NOTE: WALL MUST BE VERTICAL,
CONTINUOUS AND SMOOTH

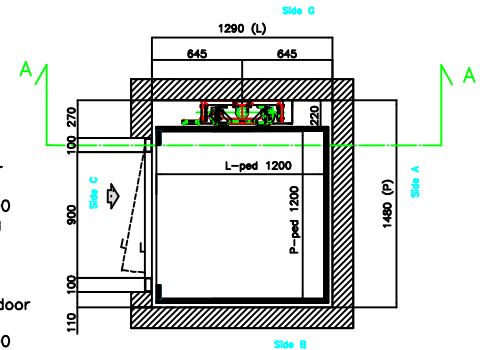
Voltage
Monophase 230V+10% - 50 Hz
Absorption continuous 11.0 A



FOR APPROVAL

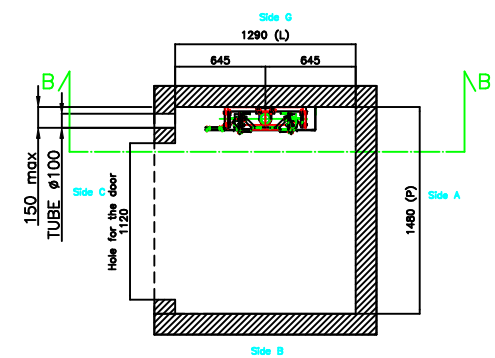
FLOOR 0:
Side C:
LX window door
900x2000
frames 100/100
manual opening

FLOOR 1:
Side C:
LX panoramic door
900x2000
frames 100/100
manual opening



NOTE: WALL MUST BE VERTICAL,
CONTINUOUS AND SMOOTH

FLOOR 0/1- DOOR ON SIDE C



Descrizione modifica	TOLLERANZE GENERALI	NOTE	COMPLESSIVO
	Per le quote senza indicazione di tolleranza fare riferimento alla UNI - ISO 2768-mK	•	•
	✓(✓)(✓)(✓)	MATERIALE	REDATTO
		•	DATA 09.01.09
		TRATTAMENTO	VERIF. •
	•	APPROV. •	
	DENOMINAZIONE	OR 2001413/ re. 1200704	
Approv.		FUOGIO DI 1 1	DIS. N°
Verif.		•	•
Redatto		SCALA	•
Data		REV.	1
REV.	Il presente disegno è di proprietà di THYSSENKRUPP CETECC s.r.l. e non può essere riprodotto senza autorizzazione scritta		